




# Year Three Spring 2026 'Rocks, Relics and Rumbles'

## Geography (continuation from Autumn term)

**New**—This project teaches children about the features and characteristics of Earth's layers, including a detailed exploration of volcanic, tectonic and seismic



## Design and Technology

**Making it move**—This project teaches children about cam mechanisms. They experiment with different shaped cams before designing, making and evaluating a child's automaton toy.

## Art and Design

Ammnites

## History (continuation from Autumn term)

### **New**— Emperors and Empires

This project teaches children about the history and structure of ancient Rome and the Roman Empire, including a detailed exploration of the Romanisation of Britain.

## Science

**Rocks, Fossils and soils**—In this unit, children learn to recognise different types of rocks, understand how fossils are formed, and explore how soils are made. They investigate the properties of rocks, learn that fossils provide evidence of living things from the past, and discover that soil is a mixture of rock particles and organic material that supports plant life.



## PSHE

**Jigsaw:** Stages of Life / Changes

**My Happy Mind:** Meet your Brain, Understanding my emotions, understanding others emotions.



## Computing

- use technology purposefully to create content
- use technology to share digital content
- use technology purposefully to retrieve digital content.

## RE

**Spring 1** What do Christians learn from the Creation story?

**Spring 2** Why do Christians call the day Jesus died 'Good Friday'?

## PE (Wed/ Thur)

Swimming



## Music

**Music Express:**

Mountains  
Poetry


## English

### Writing texts

The search for the giant Arctic jellyfish  
The Pied Piper of Hamelin

### Grammar focus:

What is a sentence? Capital letters, full stops, exclamation marks.



# Year Three: Maths



At St Francis, we follow White Rose Maths. Mathematics is taught daily in a progressive and systematic way, beginning in Reception, all the way through to Year 6. We believe that every child can master an understanding and love of maths with the right kind of teaching and support.

White Rose Maths builds skills gradually and systematically, ensuring learners are given opportunities to master each new area of learning before moving on. It is designed as a spiral of skills where concepts are revisited regularly to fully embed learning.

## 1. Number: Multiplication and Division (3 weeks)

- Multiples of 10
- Using facts we know to find facts we don't know
- Multiplying a 2 digit number by a 1 digit number
- Multiplication using exchanges
- Recognising the relationship between multiplication and division
- Dividing a 2 digit number by a 1 digit number
- Dividing using partitioning
- Finding remainders

These are some of the methods we will use for multiplication and division.

	5	2
x		8
4	1	6
	1	

$$75 \div 5 = 15$$

$$140 \div 10 = 14$$

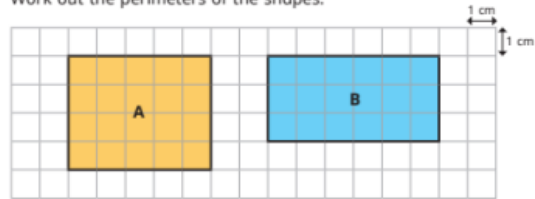
## Measurement: Length and Perimeter (3 weeks)

- Measure length;
- Millimetres, centimetres and metres;
- Equivalent lengths
- Compare, add and subtract lengths.
- Measure and calculate the perimeter.

What are the lengths of the lines in millimetres?

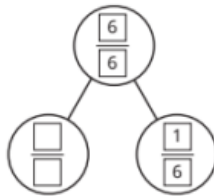


Work out the perimeters of the shapes.



## 3. Fractions (3. weeks)

- Understand denominators
- Compare and order fractions with a numerator of 1
- Understand numerators when they are more than 1
- Compare and order fractions
- Fractions on a number line Complete the part-whole models.
- Equivalent fractions on a number line
- Equivalent fractions as bar models



Which shapes have  $\frac{1}{3}$  shaded?



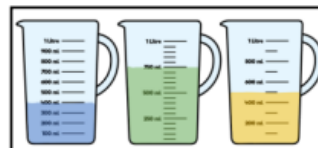
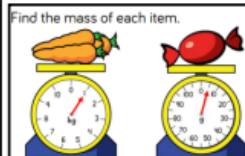
$\frac{1}{2}$				$\frac{1}{2}$			
$\frac{1}{4}$	$\frac{1}{4}$	$\frac{1}{4}$	$\frac{1}{4}$	$\frac{1}{4}$	$\frac{1}{4}$	$\frac{1}{4}$	$\frac{1}{4}$
$\frac{1}{5}$	$\frac{1}{5}$	$\frac{1}{5}$	$\frac{1}{5}$	$\frac{1}{5}$	$\frac{1}{5}$	$\frac{1}{5}$	$\frac{1}{5}$
$\frac{1}{10}$	$\frac{1}{10}$	$\frac{1}{10}$	$\frac{1}{10}$	$\frac{1}{10}$	$\frac{1}{10}$	$\frac{1}{10}$	$\frac{1}{10}$

## 4. Measurement: Mass and Capacity (3 weeks)

- Compare mass
- Measure mass in grams and kilograms
- Add and subtract mass
- Compare volume
- Measure capacity in millilitres and litres
- Compare capacity
- Add and subtract capacity



Find the mass of each item.



We do lots of practical work with real objects, weights and containers to learn to read scales in different ways.